

WHERE IS CITY SANT'ANGELO



It is one of the most beautiful villages in Italy



THE HISTORY OF THE CITTA' SANT'ANGELO

Città S. Angelo ("Town of the Holy Angel") hill covers 12 hectares with an average height of 320 metres.

It has a strategic position for the defence.


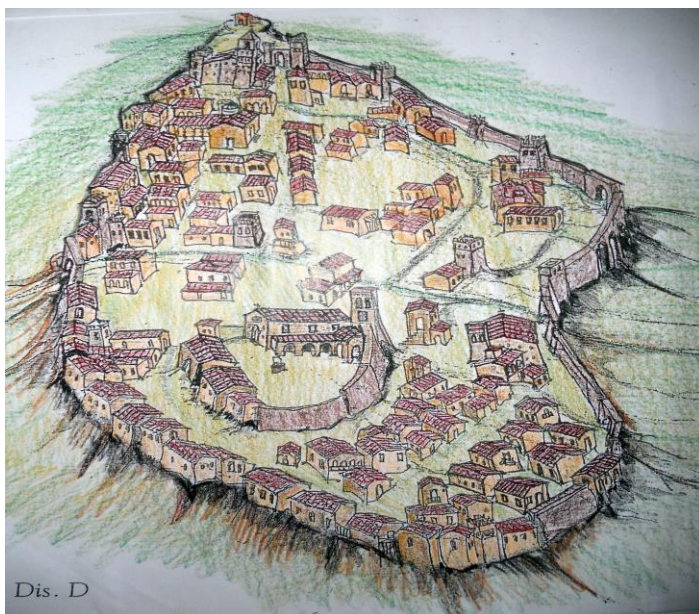
It is divided into three areas by two channels said "deep valleys".

There are five high grounds.

After its destruction, in 1240, the hill was rebuilt in three different moments.

At the beginning of 1300, Città Sant' Angelo seemed like a huge construction site and it had the first fortification system.

In 1500 the defensive system was very functional and there were the first noble palaces, because of this, you can find the presence of socially elevate people.



THE CATHEDRAL OF ST. MICHELE



The St. Michele's Cathedral built in 1355, in 1400 it was repaired and in 1700, after an earthquake, it was rebuilt, almost completely.

In the outer side there is a large arcade with two naves and its decoration is inspired to the “ Baroque stile”.





Its portal goes back to 1326: it is completely in carved stone and it is decorated in wonderful shapes, typical of the middle age symbology.



SAN FRANCESCO'S CHURCH



San Francesco's Church was built by the "Padri Basiliani" in 1327, and because of the 1708 and 1730 earthquakes it was almost completely rebuilt. The interior is in Baroque style with decorations, columns and plasters.

Beautiful mosaic drawings, dating back to 1845, decorate the internal floor.





The portal has been called “the wonderful portal” because of its valuable decorations in “Atrian” style, dating back to XIV century.



This Palace has got a pictorial work by one of the Raphael's apprentices.

COPPA ZUCCARI'S PALACE



It is along Vittorio Emanuele high street, right in the centre of Città Sant'Angelo.
It was built between the XIX and the XX century.
Outside we can see “ vaulted cornices” that decorate street doors and windows.
Inboard there is a vast court with a storage tank.



MAURY'S PALACE



Palazzo Maury (Maury Palace) was built between 1800 and 1900. It is in the centre of Città Sant'Angelo. Inside there are two large courtyards decorated with fine columns and sculptures. The interior walls have painted decorations dating back to XIX century.



THE DOORS

LE PORTE
(THE DOORS)

LEGENDA

- PORTA SANT'ANGELO
- PORTA S. ANTONIO
- PORTA S. EGIDIO
- PORTA CASALE
- PORTA LICINIA
- SAN MICHELE ARCANGELO
- SAN FRANCESCO (convento e chiesa)
- SANTA GIULIA (MONASTERO)
- SAN BERNARDO (convento e chiesa) EX S. NICOLA
- SANT'AGOSTINO (convento e chiesa) EX S. MARIA DE VES
- SANTA LUCIA (ruota)
- SAN SALVATORE
- CORTILE MEDIEVALE
- CORTILE MEDIEVALE
- EX CHIESA DEL CORPUS DOMINI
- PALAZZO CASTAGNA
- PALAZZO COPPA
- PALAZZO COPPA
- PALAZZO BARONALE ED ANNESSI
- PALAZZO FIRMANI
- PALAZZO ZUCCARO (coppo-cuccuri)
- PALAZZO COLAMICO
- PALAZZO GHOTTI
- ISTITUTO COMPRENSIVO I CITTÀ
- SANT'ANGELO (sede staccata murina di città)
- PALAZZO MAURY
- FORNACE ROMANA

● ALTRI MONUMENTI-OTHER MONUMENTS
● PORTE DELLA CITTÀ-CITY DOORS
● MONUMENTI TIPICI-TYPICAL MONUMENTS
● LA NOSTRA SCUOLA-OUR SCHOOL

DESCRIZIONE
L'entrata alla cinta muraria è numerosa ma solo alcuni restano visibili. Le porte sono tutte in laterizio e risalgono al XIV secolo. Le porte sono in laterizio e risalgono al XIV secolo. Le porte sono in laterizio e risalgono al XIV secolo.

DESCRIZIONE
L'entrata alla cinta muraria è numerosa ma solo alcuni restano visibili. Le porte sono tutte in laterizio e risalgono al XIV secolo. Le porte sono in laterizio e risalgono al XIV secolo. Le porte sono in laterizio e risalgono al XIV secolo.

LE PORTE
(THE DOORS)



PORTA CASALE

Porta Casale and Porta Licinia date back to the most ancient Walls – XIV century. They are in brick.




PORTA LICINIA



PORTA S. ANTONIO

Porta S. Antonio and Porta S. Egidio were built between 1700 and 1800. They are in brick.



PORTA S. EGIDIO